



Welcome **Therese Kemp!**

Estimating Dashboard

Estimates

[145 3rd Avenue South, Atlanta, GA](#) Cathy Marsten ... Bath Repair ... JOB000002 ...214-555-12

View All Estimates

Video Training

Get acquainted with the Estimating Dashboard features and functionality in just minutes, use these quick video tutorials!

[Orientation Video Tour >](#)

['How-To' Videos & Tutorials >](#)

[User Guide >](#)

SKetchmator

EagleView Technologies

Open a Recent Item

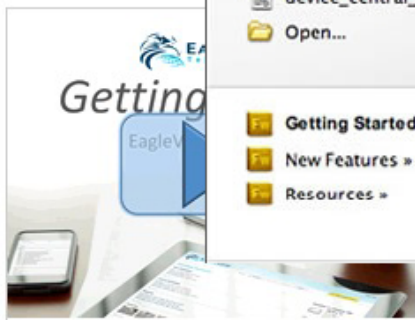
Once the user selects the Sketchmator from the menu a welcome window shows the Sketchmator tool options

device_central_cs5_mnemonic_png.png
Open...

Getting Started »
New Features »
Resources »

Create New


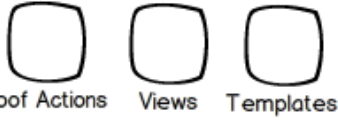
Sketchmator
From Template (PNG)



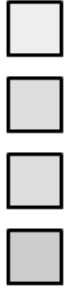
Sketchmator

File | Import | Upolad | Save Template | Help ...

Menu Bar for 'Exporting' to Estimator, Help , Upload XML, Save Template, etc...



We can group all the Roof Actions like "Add", "Delete", "Rotate"n in just one.



Toolbar with the same look and feel like the Adobe Suit applications (and most common editor apps)

Pitch
Pitch A
Pitch B

Show/Hide Menu 

23th Ave East	John Doe	Roof Repair	Job000222222222	2233333
23th Ave East	John Doe		Job000222222222	4535435

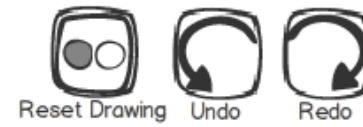
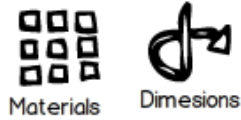
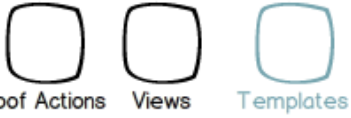


This menu section can works like in Visual Studio
User can hide, show, expand, close, etc..

Update Estimator

Sketchmator

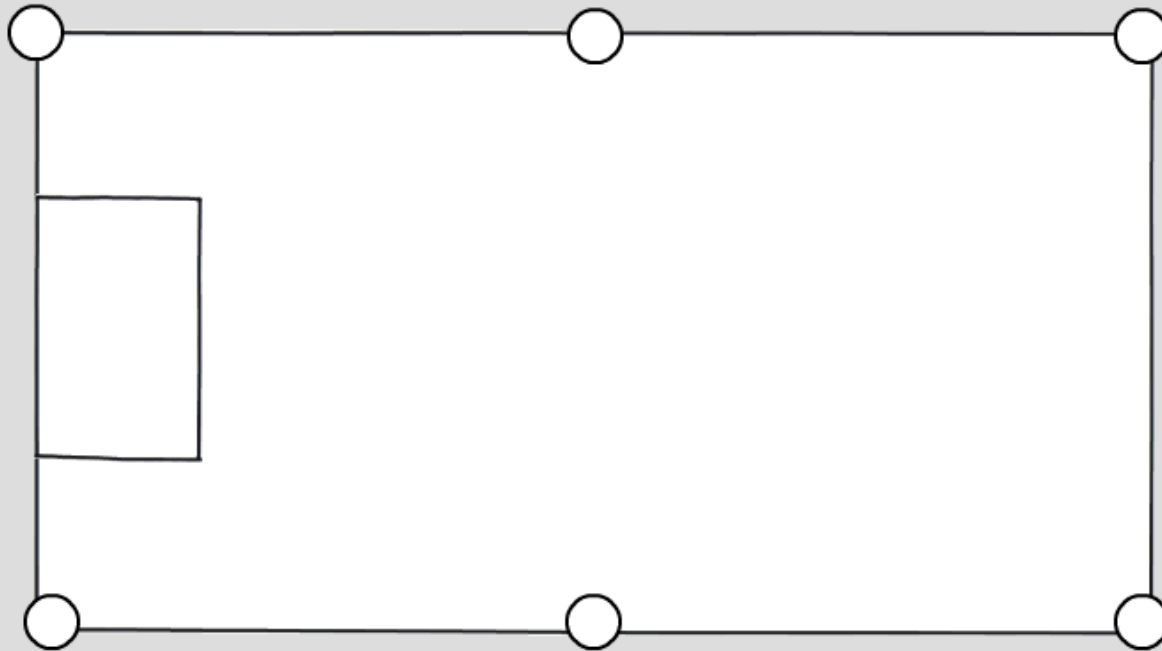
File | Import | Upload | Save Template | Help ...



Default One Door Two Doors

Import

Draw template onto the Canvas.



Pitch

Pitch A

Pitch B

23th Ave East [John Doe](#) Roof Repair Job00022222222 2233333
23th Ave East [John Doe](#) Job00022222222 4535435



This menu section can work like in Visual Studio
User can hide, show, expand, close, etc..

Update Estimator


Sketchmator

File | Import | Upolad | Save Template | Help ...

Roof Actions Views Templates

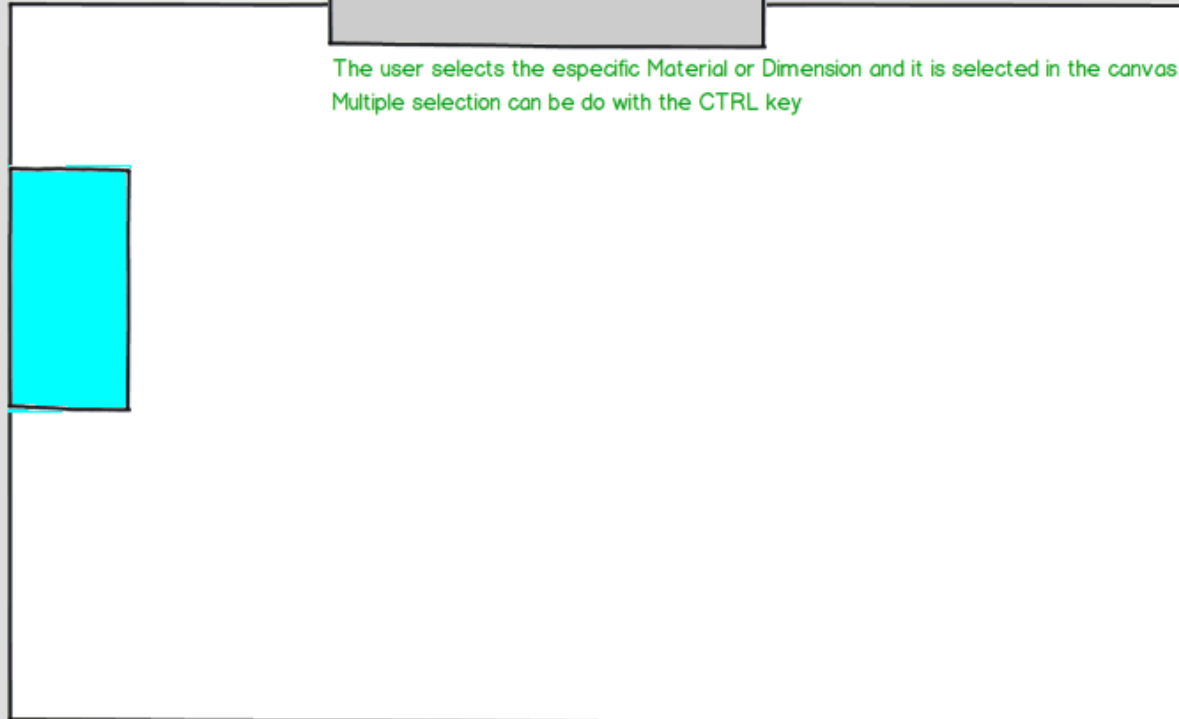
Materials Dimesions

Reset Undo Redo



Materials

Pitch
Pitch A
Pitch B



The user selects the especific Material or Dimension and it is selected in the canvas.
Multiple selection can be do with the CTRL key

23th Ave East	John Doe	Roof Repair	Job000222222222	2233333
23th Ave East	John Doe		Job000222222222	4535435



This menu section can works like in Visual Studio
User can hide, show, expand, close, etc..

Update Estimator